



ಬೃಹತ್ ಬೆಂಗಳೂರು ಮಹಾನಗರ ಪಾಲಿಕೆ
Bruhat Bengaluru Mahanagara Palike



BBMP COVID-19 WAR ROOM 17.05.2022



OVERVIEW OF COVID-19 IN BENGALURU



CASE TRENDS

ACTIVE CASES **1,723**

Confirmed Cases

95

17,85,638 #

Recovered Cases

140

17,66,952 #

Death Cases

0

16,963 #



HOSPITALIZATION

9

ICU – V

-

ICU

1

HDU

1

General

7

INCLUDES GOVT. QUOTA AND PRIVATE WALK-IN HOSPITALIZATION



VACCINATION

8,895

1,90,25,393 #

First Dose

1,287

95,14,682 #

Second Dose

4,328

89,61,350 #

Precaution Dose

3,280

5,49,361 #



TRIAGING

MTU

6

Tele Triage

31



ACTIVE CLUSTERS

7

Budding Clusters (<5 Cases)

6

Clusters (> 5 cases)

1



TESTING

13,535

2,95,82,433 #

RAT

2,676

RTPCR

10,859

Positivity : 0.99%

*FOR LAST 7 DAYS

: indicates cumulative numbers till date



ABSTRACT OF COVID-19 SCENARIO IN BENGALURU



	MALE			FEMALE			TRANSGENDER			TOTAL		
	Last 24 Hours	Last 7 Days	Cumulative	Last 24 Hours	Last 7 Days	Cumulative	Last 24 Hours	Last 7 Days	Cumulative	Last 24 Hours	Last 7 Days	Cumulative
Positive Cases	56	503	10,56,214	39	340	7,29,233	0	0	191	95	843	17,85,638
Recovered Cases	81	520	10,43,941	59	402	7,22,828	0	0	183	140	922	17,66,952
Death Cases	0	0	10,744	0	0	6,215	0	0	4	0	0	16,963
Total Tests Done	In Last 24 hrs. : 13,535			In last 7 days : 84,923			Cumulative : 2,95,82,433					
Vaccine Doses Administered	In Last 24 hrs. : 8,895			In last 7 days : 67,408			Cumulative : 1,90,25,393					
ACTIVE CASES									1,723			

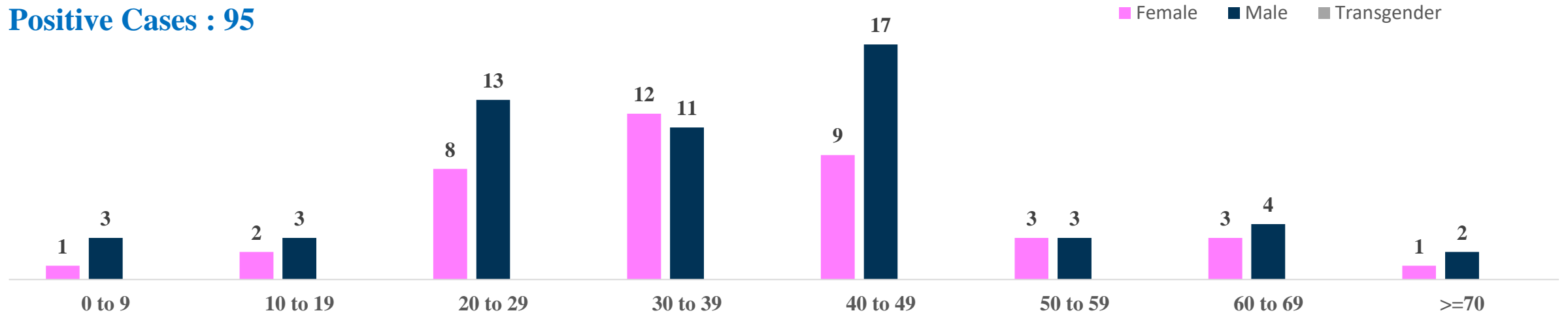
*Covid deaths occurred today : 00 | Covid deaths occurred beyond last 24 hrs., reported today : 00



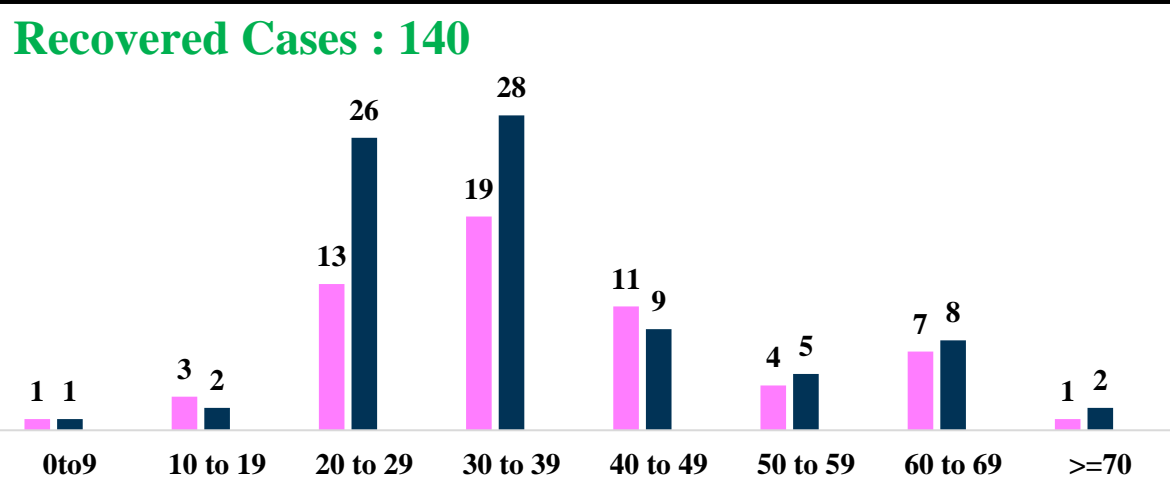
LAST 24 HOURS AGE GROUP AND GENDER WISE DISTRIBUTION



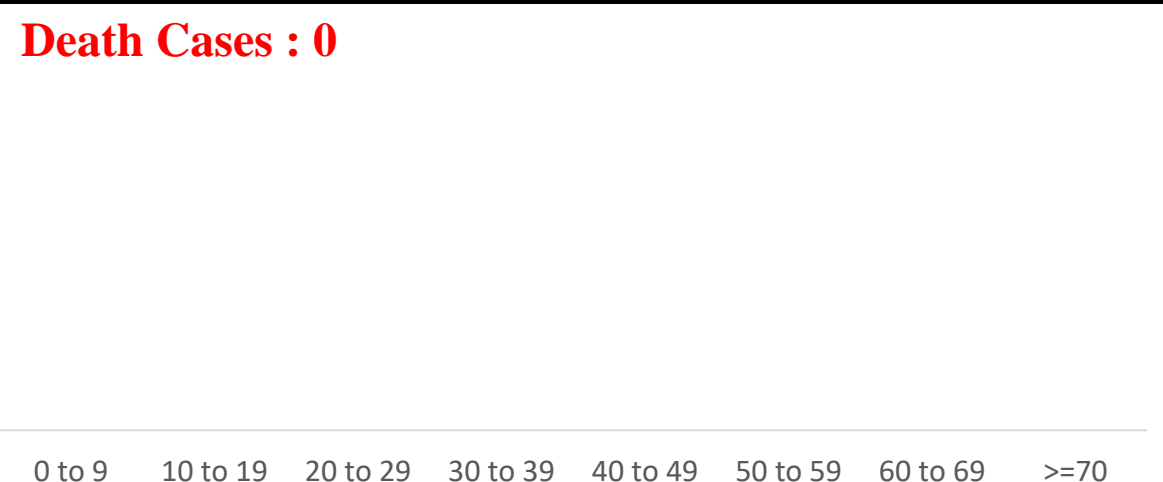
Positive Cases : 95



Recovered Cases : 140



Death Cases : 0

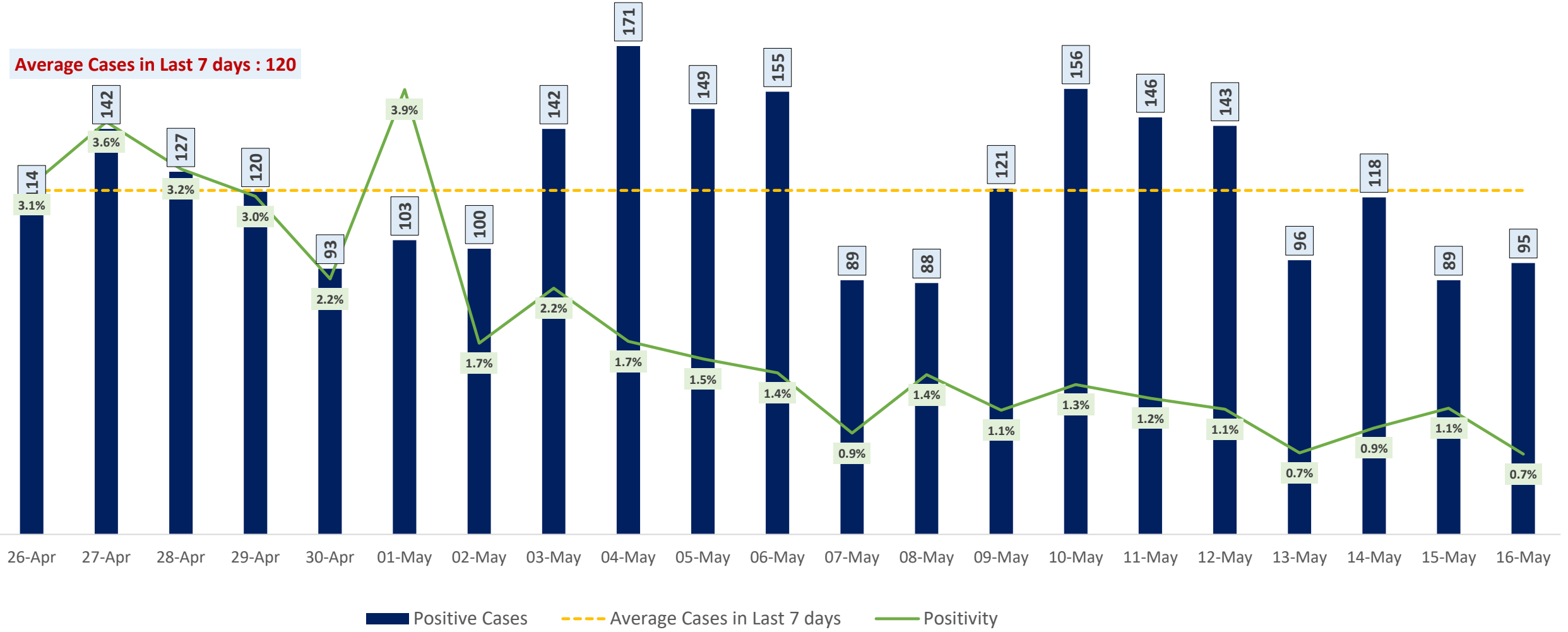




POSITIVITY RATE OF BENGALURU – LAST 21 DAYS

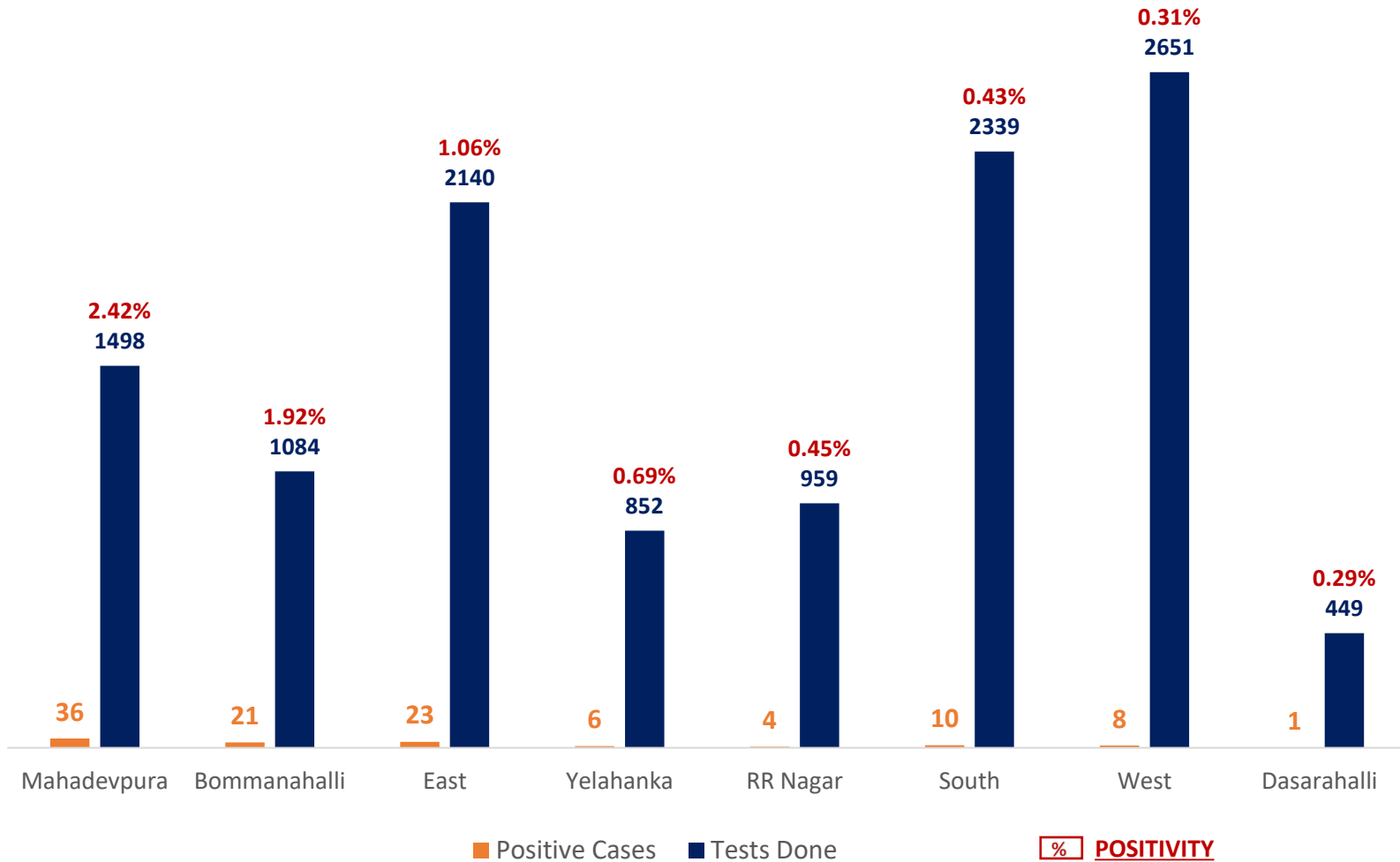


Average Cases in Last 7 days : 120





ZONE WISE COVID19 CASE MANAGEMENT FOR LAST 7 DAYS



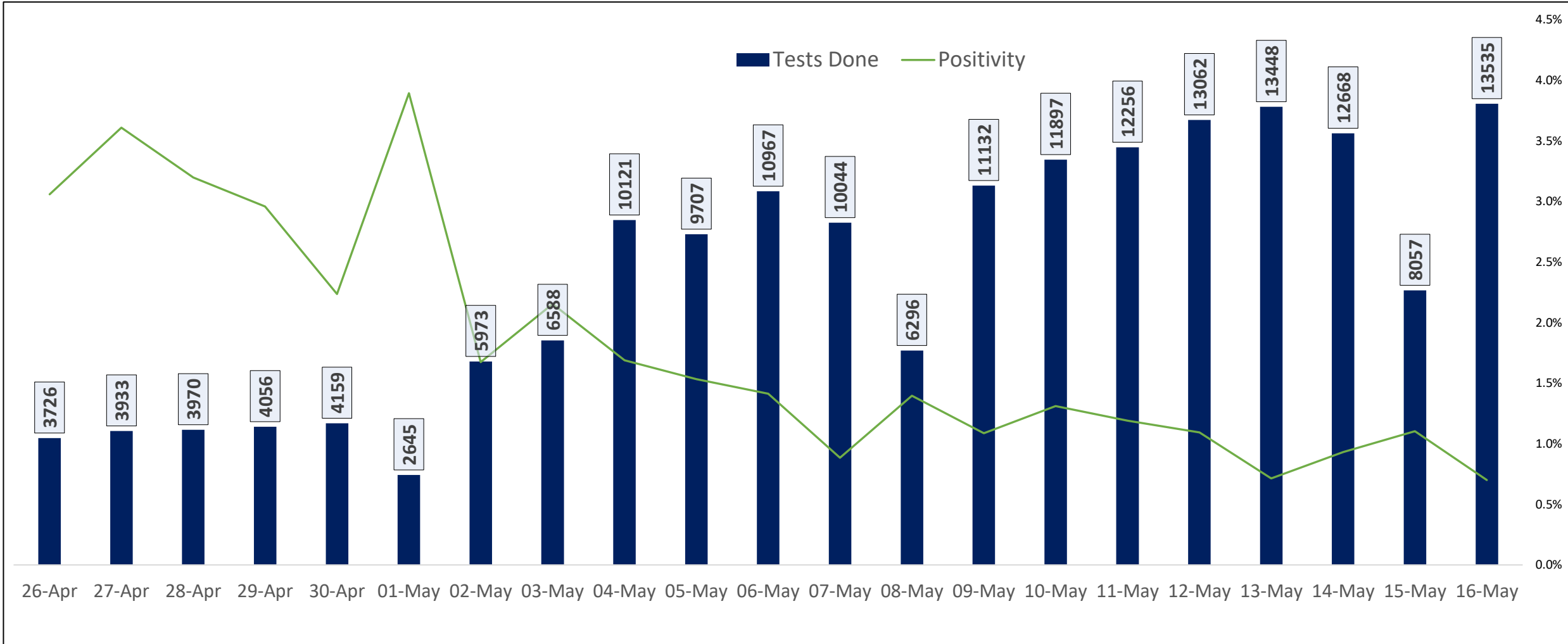
Zone Name	Hospital/CCC	Home isolation	Under Tracing
BOMMANAHALLI	0.00%	100.00%	0.00%
DASARAHALLI	0.00%	100.00%	0.00%
EAST	0.00%	100.00%	0.00%
MAHADEVAPURA	1.37%	98.63%	0.00%
RR NAGAR	4.35%	95.65%	0.00%
SOUTH	1.56%	98.44%	0.00%
WEST	6.38%	93.62%	0.00%
YELAHANKA	0.00%	100.00%	0.00%



TESTING TRENDS IN BENGALURU

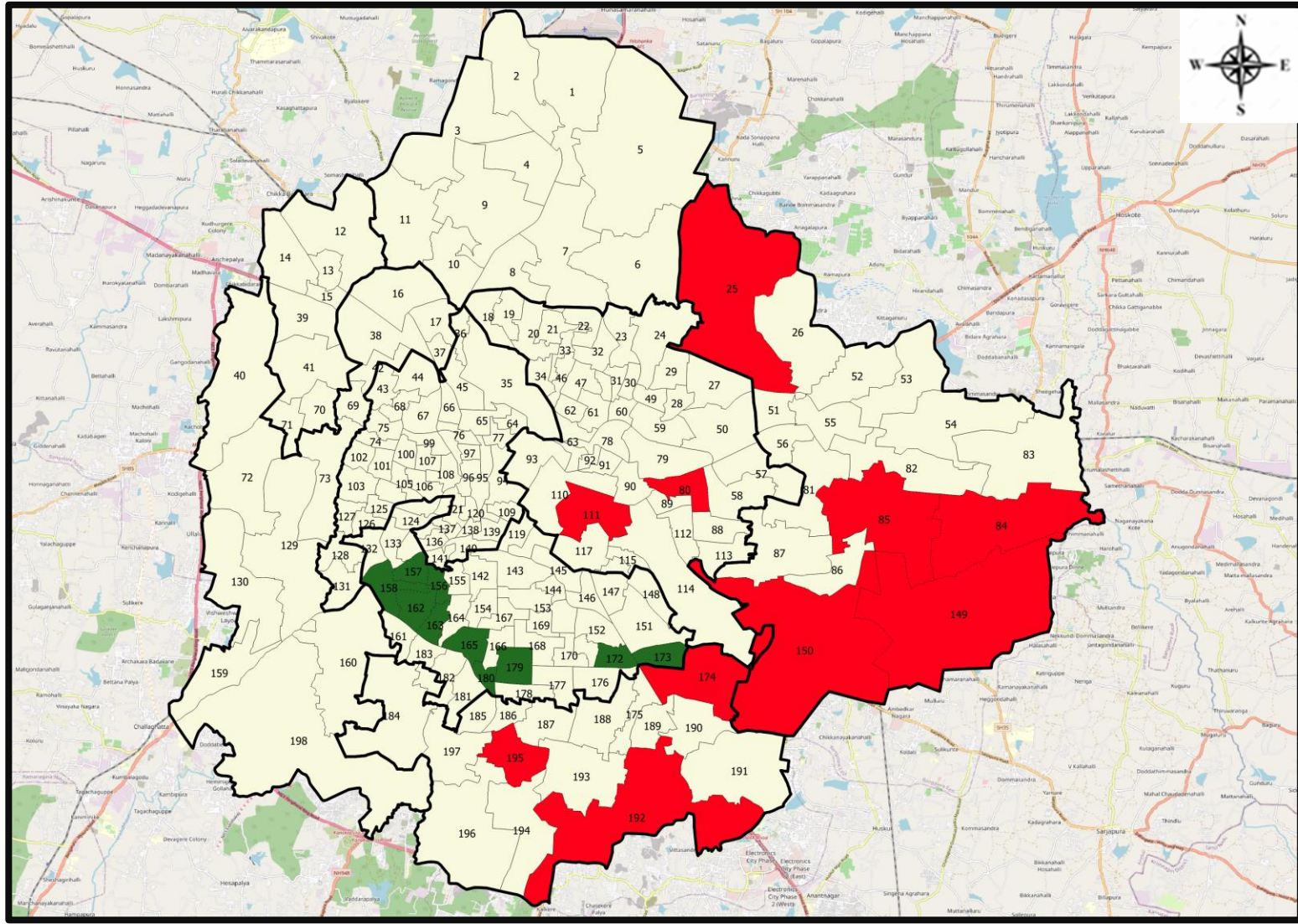


Total Test Conducted Till Date	Test Conducted Last 24 hours	Last 7 Days Average
2,95,82,433	13,535	12,132





BENGALURU URBAN MAP SHOWING TREND OF POSITIVE CASES IN LAST 7 DAYS



Top 10 wards reporting highest number of positive cases in last 7 days

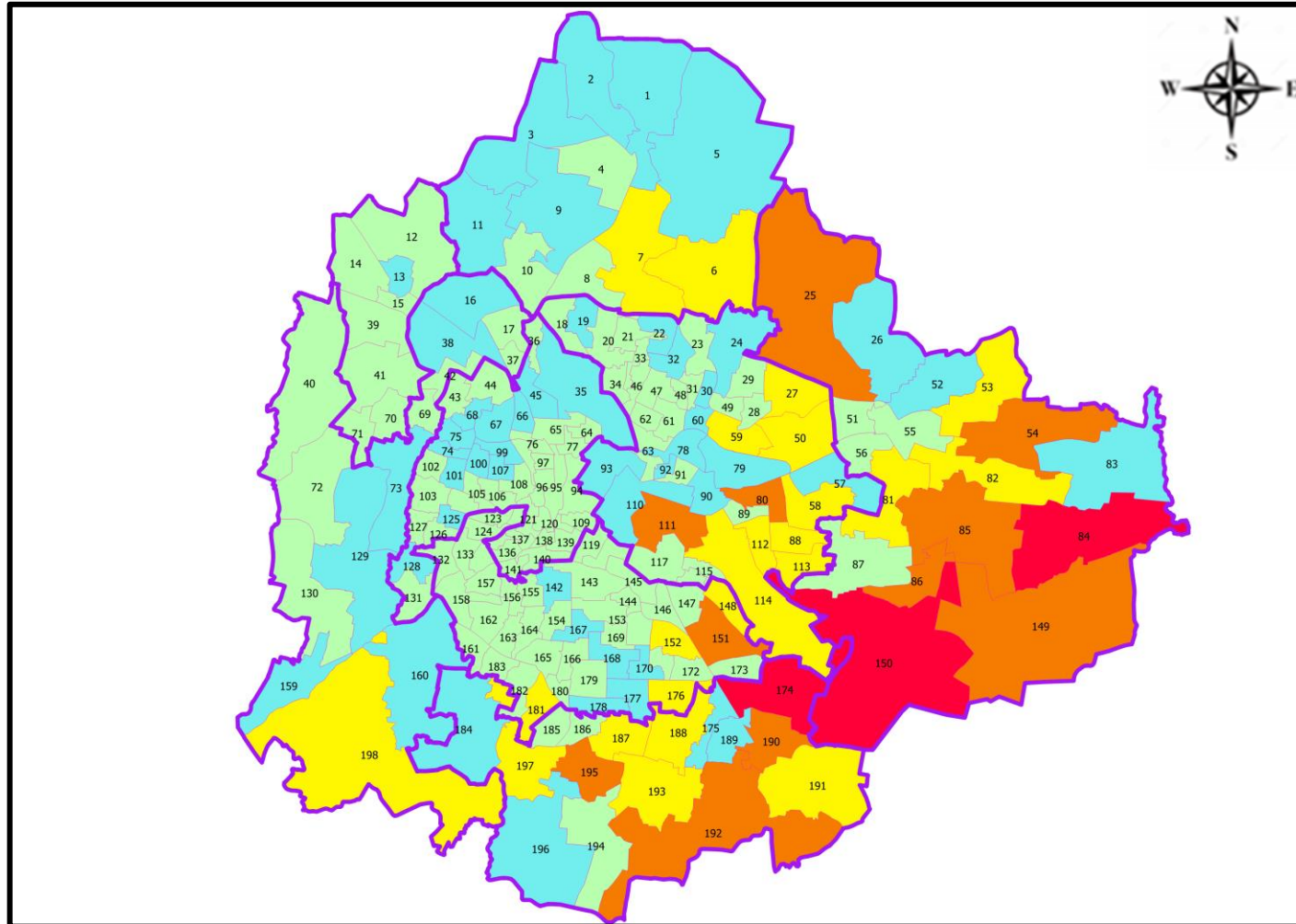
Ward No.	Ward Name	Daily Cases Average
150	Bellanduru	9
84	Hagadur	7
174	HSR Layout	4
149	Varthuru	3
85	Dodda Nekkundi	3
192	Begur	3
25	Horamavu	2
80	Hoysala Nagar	2
111	Shantala Nagar	2
195	Konanakunte	2







Top 10 wards reporting least number of positive cases in last 7 days

Ward No.	Ward Name	Daily Cases Average
180	Banashankari Temple Ward	0
179	Shakambari Nagar	0
173	Jakkasandra	0
172	Madivala	0
165	Ganesh Mandiara Ward	0
163	Katriguppe	0
162	Girinagara	0
158	Deepanjali Nagara	0
157	Gali Anjaneya Temple	0
156	Srinagara	0



BENGALURU MAP SHOWING INTENSITY OF POSITIVE CASES IN LAST 7 DAYS



-  Level 1 : 0 to 1 Cases
-  Level 2 : 1 to 05 Cases
-  Level 3 : 05 to 10 Cases
-  Level 4 : 10 to 25 Cases
-  Level 5 : More than 25 Cases
-  Zone Boundaries

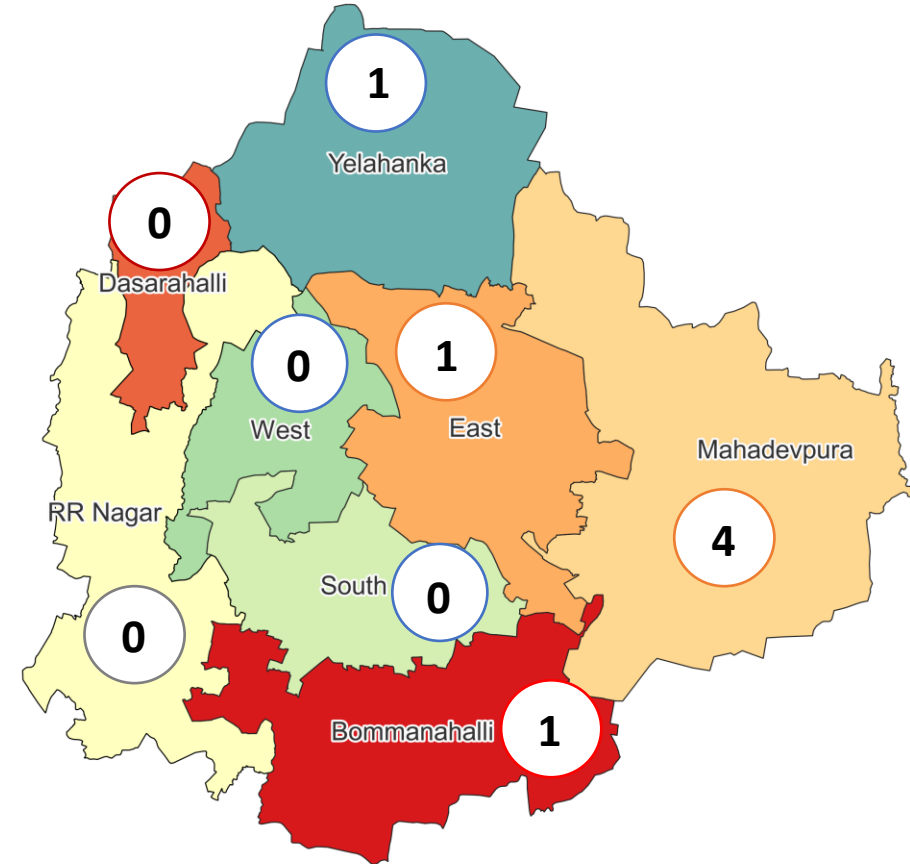


CLUSTER DETAILS



Zone Name	TOTAL CLUSTERS	Budding Clusters	Clusters	Outbreaks
		Less Than 5 Cases	5 To 14 Cases	More Than 14 Cases
BOMMANAHALLI	1 (▲1)	1 (▲1)	0 (-)	0 (-)
DASARAHALLI	0 (-)	0 (-)	0 (-)	0 (-)
EAST	1 (-)	1 (-)	0 (-)	0 (-)
MAHADEVPURA	4 (-)	3 (-)	1 (-)	0 (-)
RR NAGAR	0 (-)	0 (-)	0 (-)	0 (-)
SOUTH	0 (-)	0 (-)	0 (-)	0 (-)
WEST	0 (-)	0 (-)	0 (-)	0 (-)
YELAHANKHA	1 (-)	1 (-)	0 (-)	0 (-)
TOTAL	7 (▲1)	6 (▲1)	1 (-)	0 (-)

Total Active Clusters



Types of Clusters

Zone Name	Apartments/ Villa	Individual House	Hostels/Quarters	Others	Schools/Colleges
BOMMANAHALLI	1 (▲1)	0 (-)	0 (-)	0 (-)	0 (-)
DASARAHALLI	0 (-)	0 (-)	0 (-)	0 (-)	0 (-)
EAST	1 (-)	0 (-)	0 (-)	0 (-)	0 (-)
MAHADEVPURA	4 (-)	0 (-)	0 (-)	0 (-)	0 (-)
RR NAGAR	0 (-)	0 (-)	0 (-)	0 (-)	0 (-)
SOUTH	0 (-)	0 (-)	0 (-)	0 (-)	0 (-)
WEST	0 (-)	0 (-)	0 (-)	0 (-)	0 (-)
YELAHANKHA	1 (-)	0 (-)	0 (-)	0 (-)	0 (-)
TOTAL	7 (▲1)	0 (-)	0 (-)	0 (-)	0 (-)

▲▼ : Shows increase and decrease in numbers as compared to previous day



GOVT. QUOTA COVID BED STATUS AS ON 17.05.2022



SR. NO.	Facility Type	No. of Hospital	Total Allocated Beds for C+ Patients					Occupied Beds for C+ Patients					Net Available Beds for C+ Patients				
			Gen Beds	HDU	ICU Beds	ICU-V	Total	Gen Beds	HDU	ICU Beds	ICU-V	Total	Gen Beds	HDU	ICU Beds	ICU-V	Total
1	Government Medical Colleges	4	120	255	33	27	435	0	0	0	0	0	120	255	33	27	435
2	Government Hospitals	18	637	292	74	95	1,098	0	0	0	0	0	637	292	74	95	1,098
3	Private Medical Colleges	12	178	200	66	35	479	0	0	0	0	0	178	200	66	35	479
4	Private Hospitals	32	181	61	49	42	333	0	0	0	0	0	181	61	49	42	333
5	Covid Care Centre	1	50					0					50				
Total Beds		67	1,166	808	222	199	2,395	0	0	0	0	0	1,166	808	222	199	2,395

* Status as on 17.05.2022 – 03:40PM

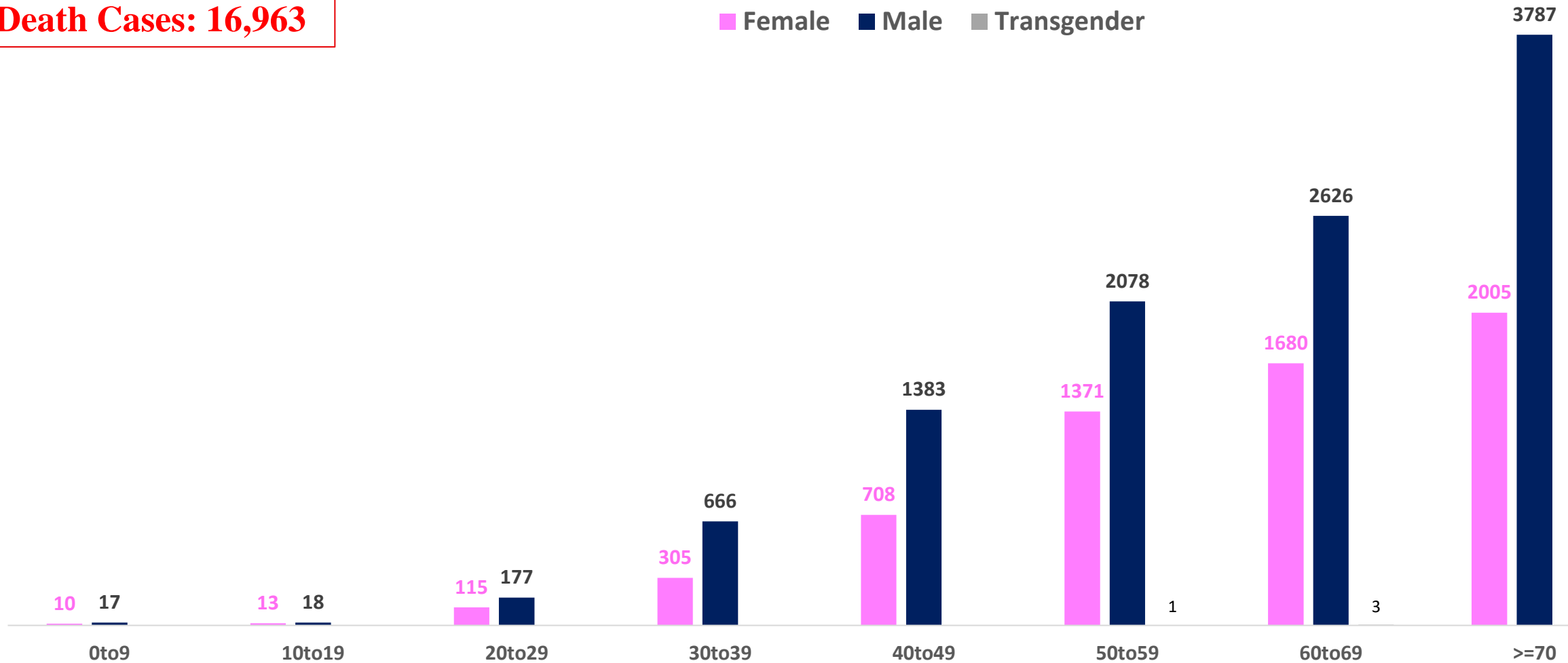


AGE AND GENDER WISE DISTRIBUTION OF DEATH CASES



Death Cases: 16,963

Female Male Transgender





VACCINATION COVERAGE AS ON 16.05.2022



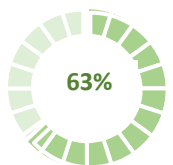
Total Doses Administered

1,90,25,393

▲ 8,895

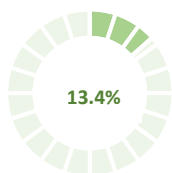
Total 12-14 years Population : 2.82 Lakhs

1ST DOSE



63%
1,77,415
Doses administered
▲ 836

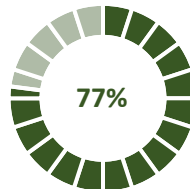
2ND DOSE



13.4%
37,764
Doses administered
▲ 1,922

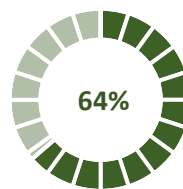
Total 15-18 years Population : 4.42 Lakhs

1ST DOSE



77%
3,41,110
Doses administered
▲ 144

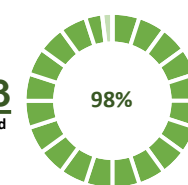
2ND DOSE



64%
2,81,893
Doses administered
▲ 316

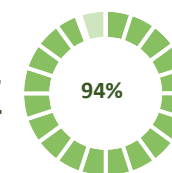
Total adult Population : 91.7 Lakhs

1ST DOSE



98%
89,96,157
Doses administered
▲ 307

2ND DOSE



94%
86,41,693
Doses administered
▲ 2,090

Priority Group*

Health Care Workers

Dose 1

2,10,299
Doses administered
▲ 1

Dose 2

2,06,369
Doses administered
▲ 14

Frontline Workers

Dose 1

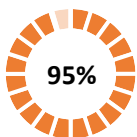
3,81,780
Doses administered
▲ 1

Dose 2

3,72,430
Doses administered
▲ 8

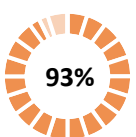
45 – 59 Years Coverage

Dose 1



95%
16,93,409
Doses administered
▲ 30

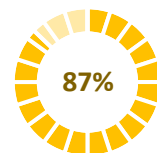
Dose 2



93%
16,43,686
Doses administered
▲ 370

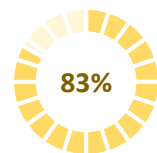
18 - 44 Years Coverage

Dose 1



87%
57,31,377
Doses administered
▲ 249

Dose 2



83%
54,73,424
Doses administered
▲ 1,525

60 + Years Coverage

Dose 1



100%
9,79,292
Doses administered
▲ 26

Dose 2



100%
9,45,784
Doses administered
▲ 173

PRECAUTION DOSE



5,49,361
Doses administered
▲ 3,280

PRECAUTION DOSES ADMINISTERED

Health Care Workers

75,134
Booster Doses administered
▲ 195

Front Line Workers

71,853
Booster Doses administered
▲ 454

60 + Years Coverage

3,12,150
Booster Doses administered
▲ 1,323

18 + Years Coverage

90,224
Booster Doses administered
▲ 1,308

▲ indicates the increase in last 24 hours



COVID-19 SCENARIO IN BENGALURU AND OTHER METROPOLITAN CITIES



CITY NAME	Positive Cases	Active Cases	Recovered	Deceased	Vaccine Doses Administered
New Delhi	19,00,735	3,228	18,71,311	26,196	3,39,46,247
Bengaluru*	17,85,638	1,723	17,66,952	16,963	2,18,70,481
Mumbai	10,60,766	896	10,40,304	19,566	2,09,91,531
Chennai	7,52,112	194	7,42,850	9,068	1,05,12,215
Kolkata	4,47,192	272	4,41,264	5,656	1,01,04,397

Source : <https://dashboard.cowin.gov.in/> at 3:40pm (17.05.2022)
Source : <https://www.covid19bharat.org/> at 3:40pm (17.05.2022)

*includes BBMP & Bengaluru Urban



SNAPSHOT OF COVID-19 CASES IN BENGALURU URBAN



**Total Wards With
< =5 Cases* :
153**

**Tests Conducted
On 16.05.2022:
13,535**

**Recovery
Rate:
98.95%**

**Total
Active Cases :
1,723**

**Total Vaccinated on
16.05.2022:
8,895**

**Positivity
Rate* :
0.99%**

**Active
Rate:
0.10%**

**Case
Fatality Rate* :
0.00%**



*Total positive cases In the past 7 days

*CFR and positivity is for Past 7 days



ಬೃಹತ್ ಬೆಂಗಳೂರು ಮಹಾನಗರ ಪಾಲಿಕೆ
Bruhat Bengaluru Mahanagara Palike



Download BBMP Bulletin	https://apps.bbmpgov.in/covid19/mediabulletin.php
For BBMPCovid19 Bed Status:	https://apps.bbmpgov.in/covid19/en/Bedstatus.php
To register for vaccination :	https://selfregistration.cowin.gov.in/
BBMP COVID19 Dashboard:	https://apps.bbmpgov.in/covid19/
Follow us on:	 www.facebook.com/bbmp.comm1/
	 twitter.com/BBMPCOMM

Issued by:

Honorable Chief Commissioner, BBMP
Special Commissioner Health & IT, BBMP
MD, Bengaluru Smart City Limited

THANK YOU !

